

# JAMF SCHOOL 基本功能教學

# 議程

- 一、APPLE SCHOOL MANAGER與JAMF SCHOOL
- 二、APNS介紹
- 三、群組
- 四、派送APP
- 五、遺失追蹤
- 六、白名單與黑名單
- 七、WI-FI設定
- 八、派送網址
- 九、禁止使用特定網站
- 十、桌面設定
- 十一、JAMF TEACHER基本環境設定
- 十二、WEBEX應用

APNS

# 蘋果推播服務



指令、App  
描述檔

# 基本功能介紹

# 一、派送APP

在使用某校之JAMF SCHOOL進行APP的派送之前，  
必須先登入與該校連接的ASM購買指定的APP

The screenshot displays the Apple School Manager interface. On the left is a navigation sidebar with options: 機構, 動作, 位置, 成員, 帳號, 班級, 職務, 要求, 裝置, 裝置, 指派記錄, 內容, App (highlighted), and 設定. The main area shows a search for 'ev3' with 22 results. The selected app, 'EV3 Classroom LEGO® Education', is highlighted in blue. The right panel shows the app's details, including the '購買許可' (Purchase License) section. This section includes a dropdown menu for '指定給' (Assign to) set to 'Nan-Ping Elementary School', a price of '\$0.00', a quantity of '0', and a payment method of '無' (None). The total cost is '\$0.00' and a '取得' (Get) button is visible.

點選APP的項目即可搜尋指定APP



# EV3 Classroom LEGO® Edu...

LEGO Education · iOS App

✓ 可指定的裝置

[檢視詳細資料](#)

## 購買許可

指定給

富山國小

價格 數量 付款方式

\$0.00 50 無




總費用 \$0.00 [取得](#)

## 管理許可 ?

位置	使用中	可以使用
富山國小	34	1,166
總計	34	1,166

在「購買許可」的區域指派目標的JAMF SCHOOL伺服器，填入欲購買之APP數量之後即可將APP做導入。  
也可在「管理許可」的區域查看該APP已購買的數量。



 Dashboard Devices Users Classes Incidents Profiles Apps



Apps

User Installed

Requested Apps

Updates

Trash

 Documents Wallpapers Organi

## Apps

Jamf School / Apps

Filter

Apps

 Content License Overview + Add App Sync with Apple School Manager

None selected, select some items to perform bulk actions

25 records per page

Search:

<input type="checkbox"/>	Name	Source	Platform	Vendor	Scope	Installed	Licenses remaining	Last Updated	
<input type="checkbox"/>	 Clips Total licenses: 100, available: 79	Volume Purchasing National Taitung University Device Assignable	iOS	Apple	19	74% (0 pending)	79% (79 of 100 available)	2021/12/24	 
<input type="checkbox"/>	 DS file Total licenses: 1000, available: 992	Volume Purchasing National Taitung University Device Assignable	iOS	Synology Inc.	19	5% (0 pending)	99% (992 of 1000 available)	2021/12/22	 

進入JAMF SCHOOL後，查看APPS列表點擊右上角SYNC WITH APPLE SCHOOL MANAGER，即可同步由ASM所購買之數量的APP。

- Dashboard
- Devices
- Users
- Classes
- Incidents
- Profiles
- Apps
- Apps
  - User Installed
  - Requested Apps
  - Updates
  - Trash
- Documents
- Wallpapers
- Organisation



**EV3 Classroom LEGO® Education**

LEGO Education iOS Volume Purchancing Free

**Device Assignable**

EV3 Classroom is the essential companion app for the LEGO® MINDSTORMS® Education EV3 Core Set (45544). Bringing best-in-class STEM and robotics learning to secondary students, EV3 Classroom enables them to design and code programmable robots to solve complex, real-life problems. Intuitive interface EV3 Classroom features a coding language based on Scratch, the most widely used and popular graphical programming language in teaching. The intuitive, drag-and-drop coding interface means that students can learn to program complex programs in no time. Engaging material EV3 Classroom is supported by a comprehensive curriculum of teaching units, including Getting Started, Robot Trainer, Engineering Lab and Space Challenge. With around 25 hours of targeted learning, the EV3 Classroom curriculum fits in today's tech Science and I and we're no

Version 1.5 [Check for updates in the App Store](#)

Volume Purchasing

1200 Total	1166 Available	34 Used
------------	----------------	---------

Token

[Show advanced options](#)

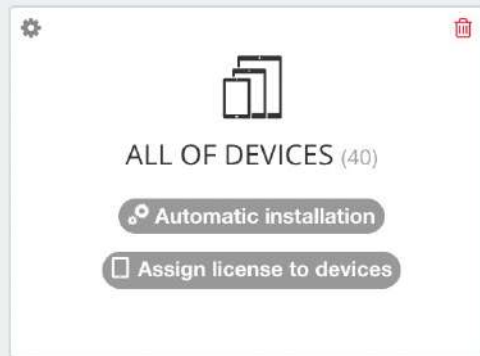
- Show this app in Jamf School Teacher
- Allow Teachers to distribute this app

This option is not affected by the option above

- Visible for all Teacher groups


[Show advanced options](#)

This app will be distributed to the following device groups.



ALL OF DEVICES (40)

- Automatic installation
- Assign license to devices



Save

點擊指定APP即可查看其詳細資訊與目前已購買之數量，在設定好群組範圍後即可進行APP的派發。

Devices in scope

Devices assigned by a user

Classes containing this app

Devices assigned through a class

Devices assigned through an app request

25 records per page

Search

	Name	Owner	Member of	Last check-in	Action	Status	Installed Version	Serialnumber	
	iPad iPad 9th Gen (Wi-Fi)	-	ALL OF DEVICES	4 hours ago	Untouched	Pending	-	WQW41QG9MF	<input checked="" type="checkbox"/>
	iPad iPad 9th Gen (Wi-Fi)	-	ALL OF DEVICES	4 hours ago	Untouched	Installing	-	JM90K6TXV3	<input type="checkbox"/> Retry <input checked="" type="checkbox"/>
	iPad iPad 9th Gen (Wi-Fi)	-	ALL OF DEVICES	5 hours ago	Untouched	Assigning app licenses purchased in volume	-	N37LCJXD72	<input checked="" type="checkbox"/>
	iPad iPad 9th Gen (Wi-Fi)	-	ALL OF DEVICES	4 hours ago	Untouched	Assigning app licenses purchased in volume	-	Y3Q9179XHV	<input checked="" type="checkbox"/>
	iPad iPad 9th Gen (Wi-Fi)	-	ALL OF DEVICES	5 hours ago	Untouched	Pending	-	CLGJFF793J	<input checked="" type="checkbox"/>
	iPad iPad 9th Gen (Wi-Fi)	-	ALL OF DEVICES	5 hours ago	Untouched	Assigning app licenses purchased in volume	-	VQGRHJF93R	<input checked="" type="checkbox"/>

也可查看指定裝置之APP派發狀態

- Dashboard
- Devices
- Devices
- Trash
- Device Groups
- Enroll Device(s)
- Placeholders
- Automated Device Enrollment
- Users
- Classes
- Incidents
- Profiles
- Apps
- Documents
- Wallpapers
- Organisation

2 / 39 iPad,D4XFQYL3Q7 Jamf School / Devices / iPad,D4XFQYL3Q7

**iPad,D4XFQYL3Q7**  
iPad 9th Gen (Wi-Fi)  
iOS 15.3.1  
Supervised

**Device Details** [Edit details](#)

**Details** [refresh](#)

**Approximate location**  
Taiwan, (based on IP Address)

Name: iPad,D4XFQYL3Q7  
Set by policy.

Enrollment Method: Automated Device Enrollment

Model: iPad 9t

Serial: D4XFQ

OS Version: iOS 15.

Supervised:

Shared iPad:

Member of: 0223外

Current owner: None

Charge:

Available space:

- Device Details
- Network Information
- Owner History
- Managed Profiles
- Other Profiles
- Managed Apps**
- User Installed Apps
- Internal Apps
- Documents
- Jamf School Teacher
- Content Licenses
- Incidents
- Activity Log

2 / 39 iPad,D4XFQYL3Q7 Jamf School / Devices / iPad,D4XFQYL3Q7

**iPad,D4XFQYL3Q7**  
iPad 9th Gen (Wi-Fi)  
iOS 15.3.1  
Supervised

- Device Details
- Network Information
- Owner History
- Managed Profiles
- Other Profiles
- Managed Apps**
- User Installed Apps
- Internal Apps
- Documents
- Jamf School Teacher
- Content Licenses
- Incidents
- Activity Log

Managed Apps [Permanently delete deferred items](#) [+ Add apps](#) [refresh](#)

25 records per page Search:

	Name	Version	Size	Status	Actions
	Clips	3.1.2	225MB	Installed (managed)	<a href="#">Reinstall</a> <a href="#">Remove</a>
	Epic! 兒童故事與閱讀材料	5.45	369MB	Installed (managed)	<a href="#">Reinstall</a>
	GarageBand	2.3.12	1.54GB	Installed (managed)	<a href="#">Reinstall</a>
	Google Chrome	97.4692.84	127MB	Installed (managed)	<a href="#">Reinstall</a>
	Google Classroom	2.2022.02201	201MB	Installed (managed)	<a href="#">Reinstall</a>
	Google 翻譯	6.30.59286	104MB	Installed (managed)	<a href="#">Reinstall</a>
	iMovie	2303	529MB	Installed (managed)	<a href="#">Reinstall</a>
	Jamf School Student	5.2.3	38.7MB	Installed (managed)	<a href="#">Reinstall</a>
	Kahoot! 遊玩 & 建立測驗	5.0.9	314MB	Installed (managed)	<a href="#">Reinstall</a>
	Keynote	11.2	466MB	Installed (managed)	<a href="#">Reinstall</a>

點選指定裝置後，可由「MANAGED APPS」查看目前由JAMF SCHOOL指派至此裝置的APPS

Dashboard

Devices

Devices

Trash

Device Groups

Enroll Device(s)

Placeholders

Automated Device Enrollment

Users

Classes

Incidents

Profiles

## 全部的裝置

Jamf School / Devices / Groups / 全部的裝置



全部的裝置

Members: 39

Group details

Members

Apps 9

Documents 2

Profiles 1

## Group Details

Migrate to Static Group

Edit

Name	全部的裝置
Description	-
Information	-
Type	Smart Group
Member Count	39
Is shared with locations	✘
Show in iOS app	Do not show

也可直接由「DEVICE GROUPS」的裝置群組查看指定群組目前所被派發的APP



## 全部的裝置

Members: 39

Group details

Members

Apps 9

Documents 2

Profiles 1






## Apps

+ Add

None selected, select some items to perform bulk actions

25 records per page

Search:

<input type="checkbox"/>		Name	Source	Platform	Vendor	Install Type	
<input type="checkbox"/>		Epic - 兒童故事與閱讀材料 Shared app	Volume Purchasing	iOS	Epic Creations, Inc.	Auto. install Assigned to device	<input type="checkbox"/>
<input type="checkbox"/>		GarageBand Shared app	Volume Purchasing	iOS	Apple	Auto. install Assigned to device	<input type="checkbox"/>
<input type="checkbox"/>		Google 翻譯 Shared app	Volume Purchasing	iOS	Google LLC	Auto. install Assigned to device	<input type="checkbox"/>
<input type="checkbox"/>		iMovie Shared app	Volume Purchasing	iOS	Apple	Auto. install Assigned to device	<input type="checkbox"/>
<input type="checkbox"/>		Kahoot! 遊玩 & 建立測驗 Shared app	Volume Purchasing	iOS	Kahoot! AS	Auto. install Assigned to device	<input type="checkbox"/>

點擊右上角的「+ADD」可設定將所購買的APP指派至該裝置的群組

## Fses teacher03

## 教室

— 一年六班

開啟

## 課程



您目前沒有任何已準備的課程。

## 訊息

2 對話



## 我的資源

下載應用程式、文件以及更多

## 幫助指南

學習如何使用教師 App

## Add apps

Search:

Name	Source	Vendor	Add to this group
Clips <small>Shared app</small> Total licenses: 200, available: 183	Volume Purchasing National Taitung University Device Assignable	Apple	Automatic On demand
DS file <small>Shared app</small> Total licenses: 1000, available: 1000			
EV3 Classroom LEGO® Education Total licenses: 100, available: 100			
EV3 Classroom LEGO® Education <small>Shared app</small> Total licenses: 1200, available: 1127	Volume Purchasing 富山國小 Device Assignable	LEGO Education	Automatic On demand
Google Chrome <small>Shared app</small> Total licenses: 5099, available: 3388	Volume Purchasing National Taitung University Device Assignable	Google LLC	Automatic On demand

Showing 1 to 5 of 50 entries

1 2 3 4 5 ... 10

## Selected Apps

Select apps from the list for automatic or on-demand installation

可由此選擇APP之派發方式

AUTOMATIC：APP派發至裝置後自動開始安裝

ON DEMAND：APP派發至TEACHER APP及STUDENT APP之「我的資源」，使用者可依需求手動安裝

## 二、遺失追蹤



Dashboard

Devices

Devices

Trash

Device Groups

Enroll Device(s)

Placeholders

Automated Device Enrollment

Users

Classes

Incidents

Profiles

Apps

Documents

Wallpapers

## Devices

Jamf School / Devices

There are **14 devices** that haven't checked in for over 4 days and **2 unsupervised devices** in your organisation

Filter

Devices

Enroll Device(s)


Placeholder(s)

Export

None selected, select some items to perform bulk actions

25 records per page

Search:

		Name	Owner	Connected	Region	Member Of	Serial	Asset Tag	OS
<input type="checkbox"/>		iPad 9th Gen (Wi-Fi)	Do not change	NaN years ago	Not in a known region		WDFJ061R03		iOS 0
<input type="checkbox"/>		Fses 018,DMQYLD6QJF8J iPad (6th generation, Wi-Fi)	Fses 018	14 minutes ago	Not in a known region	ALL OF DEVICES, 富山教育訓練, 富山教育訓練學生機	DMQYLD6QJF8J		iOS 14.4.1 (23.15 / 32 GB)
<input type="checkbox"/>		Fses 012,DMPYVG80JMVR iPad (6th generation, Wi-Fi)	Fses 012	14 minutes ago	Not in a known region	ALL OF DEVICES, 富山教育訓練學生機	DMPYVG80JMVR		iOS 14.4.1 (23.12 / 32 GB)
<input type="checkbox"/>		Fses 011,DMPQLDKJFK15 iPad Air (WiFi)	Fses 011	14 minutes ago	Not in a known region	ALL OF DEVICES, 富山教育訓練學生機	DMPQLDKJFK15		iOS 12.5.5 (23.34 / 26.27 GB)

點擊 **DEVICES** 進入裝置清單，可依裝置序號、名稱查看指定裝置



Fses 018,DMQYLD6QJF8J

iPad (6th generation, Wi-Fi)  
iOS 14.4.1

Supervised

- Device Details
- Network Information
- Owner History
- Managed Profiles
- Other Profiles
- Managed Apps
- User Installed Apps
- Internal Apps
- Documents
- Jamf School Teacher
- Content Licenses
- Incidents
- Activity Log

Device Details

Edit details

Details refresh

Name	Fses 018,DMQYLD6QJF8J Set by policy.
Enrollment Method	Apple Configurator 2
Model	iPad (6th generation, Wi-Fi)
Serial	DMQYLD6QJF8J
OS Version	iOS 14.4.1
Supervised	✓
Shared iPad	✗
Member of	ALL OF DEVICES, 富山教育訓練, 富山教育訓練學生機
Current owner	Fses 018
Charge	87%
Available space	72% (23.15 GB / 32 GB)

Inventory Details

Asset Tag -  
Notes -

Activation Lock

Approximate location

Taiwan, Taitung, Taitung (based on IP Address)



點擊指定裝置，即可查看相關資訊及設定

## Quick Actions

- Clear Restrictions Password
- Lock Device
- Clear Teacher Restrictions
- Turn Bluetooth on/off
- Turn Personal Hotspot on/off
- Turn Voice Roaming on/off
- Turn Data Roaming on/off
- Enable Lost Mode**
- Restart
- Shutdown
- Wipe Device
- Un-enroll
- Move to trash

## Enable Lost Mode

### Lock message

Optional

### Telephone number

Optional

### Footnote

Optional

Cancel

Enable Lost Mode

點擊功能列的**ENABLE LOST MODE**，即可開啟遺失模式的設定視窗，可在此設定其鎖屏畫面的顯示資訊，如可與設備遺失者做聯繫之訊息。

開啟遺失模式的裝置會有「LOST MODE」  
之字樣顯示於裝置名稱下方

← 16 / 20 → iPad,XPR4NV5M00



iPad,XPR4NV5M00

iPad 9th Gen (Wi-Fi)  
iOS 15.3.1

Supervised

Lost Mode

### Device Details

Details [refresh](#)

Name	iPad,XPR4NV5M00 Set by policy.
Enrollment Method	Automated Device Enrollment
Model	iPad 9th Gen (Wi-Fi)
Serial	XPR4NV5M00
OS Version	iOS 15.3.1

### Quick Actions

Clear Restrictions Password

Lock Device

Clear Teacher Restrictions

Turn Bluetooth on/off

Turn Personal Hotspot on/off

Turn Voice Roaming on/off

Turn Data Roaming on/off

Disable Lost Mode

Play Sound

Restart

Shutdown

開啟遺失模式的裝置即會新增一個指定「PLAY  
SOUND」，使用者可以此功能讓遺失之裝置發  
出刺耳的鳴叫聲，協助尋找時做定位

### 三、清除個資、密碼

點擊「CLEAR PASSCODE」即可  
清除裝置之密碼設定

The screenshot displays the Jamf School Teacher interface. On the left is a sidebar with navigation options: 'Jamf School Teacher', 'Content Licenses', 'Incidents', 'Activity Log', and 'Quick Actions'. The 'Quick Actions' section includes buttons for 'Clear Restrictions Password', 'Lock Device', 'Clear Teacher Restrictions', 'Turn Bluetooth on/off', and 'Turn Personal Hotspot on/off'. The main content area shows device settings for 'Activation Lock', 'Security', and 'iCloud & iTunes Store'. Under 'Security', the 'Passcode' status is 'x' and the 'Clear Passcode' button is highlighted with a red box. Other settings include 'Bypass code' (K1MVA-62XCL-C7H0-Z73Z-9470-2M43), 'Passcode Compliant' (checked), 'Data Protection' (x), 'Backup enabled' (x), 'Latest backup' (n/a), and 'Logged in iTunes Store' (x).

Activation Lock	
Bypass code	K1MVA-62XCL-C7H0-Z73Z-9470-2M43
	<a href="#">clear activation lock</a>
Security	
Passcode	x
	<a href="#">Clear Passcode</a>
Passcode Compliant	✓
Data Protection	x
iCloud & iTunes Store	
Backup enabled	x
Latest backup	n/a
Logged in iTunes Store	x

點擊**WIPE DEVICES**即可清除裝置之內容資訊、裝置的文件內容使其回歸原廠設定

The screenshot displays the Microsoft Intune console interface. On the left, the 'Quick Actions' menu is visible, with the 'Wipe Device' option highlighted by a red rectangular box. On the right, the 'Activation Lock' and 'Security' sections are shown, providing details about the device's status and security settings.

**Quick Actions**

- Clear Restrictions Password
- Lock Device
- Clear Teacher Restrictions
- Turn Personal Hotspot on/off
- Turn Voice Roaming on/off
- Turn Data Roaming on/off
- Enable Lost Mode
- Restart
- Shutdown
- Wipe Device**
- Un-enroll
- Move to trash

**Activation Lock**

Bypass code: 129VR-TTNWX-2JEZ-9UA8-5JYM-0DC3

clear activation lock

**Security**

Passcode: ✘

Clear Passcode

Passcode Compliant: ✔

Data Protection: ✘

**iCloud & iTunes Store**

Backup enabled: ✘

Latest backup: n/a

Logged in iTunes Store: ✘

**Online status**





Last check-in: 7 minutes ago

Enrollment date: Mon Dec 13 13:30:38 2021




Network Tethered: ✘

## 四、APP白名單與黑名單



 Dashboard Devices Users Classes Incidents Profiles

Profiles

Automated Device Enrollment  
Profiles Apps Documents Wallpapers Organisation

API 2.0 Documentation

Support

## Profiles

Jamf School / Profiles









## Profiles

[+ Create Profile](#)

None selected, select some items to perform bulk actions

25 records per page

Search:

<input type="checkbox"/>	Name	Description	Platform	Scope	Installed	Last Updated	
<input type="checkbox"/>	 WIFI TEST		iOS	20 devices	100% (0 pending)	2021/12/21	  
<input type="checkbox"/>	 禁止登入APPLE ID		iOS	40 devices	83% (7 pending)	2021/12/21	  

Showing 1 to 2 of 2 entries

Previous 1 Next

點擊PROFILES可查看描述檔清單，點擊右上角的CREATE PROFILES可創建新的描述檔。

# Create Profile



Platform



Details



Time filter

Profile name

APP白名單

Description

Previous

設定好描述檔名稱後，  
即完成創建描述檔類別。

The screenshot shows the Jamf School web interface. The top navigation bar includes the Jamf School logo, the school name 'Fushan International Education Experimental Elementary School', and user navigation icons. A dark sidebar on the left contains a menu with items like Dashboard, Devices, Users, Classes, Incidents, Profiles, and Apps. The main content area is titled 'APP白名單' and shows the configuration for a profile. The 'General' section is expanded, displaying settings for 'Platform' (iOS (Device Enrollment)), 'Profile name \*' (APP白名單), and 'Description'. There is a checkbox for 'Use time filter' which is currently unchecked. At the bottom right of the configuration area, there are 'Cancel' and 'Save' buttons.

iOS payload (Supervised only)

 Lockscreen Message

 Web Content Filter

 Single App Mode

 Wallpaper

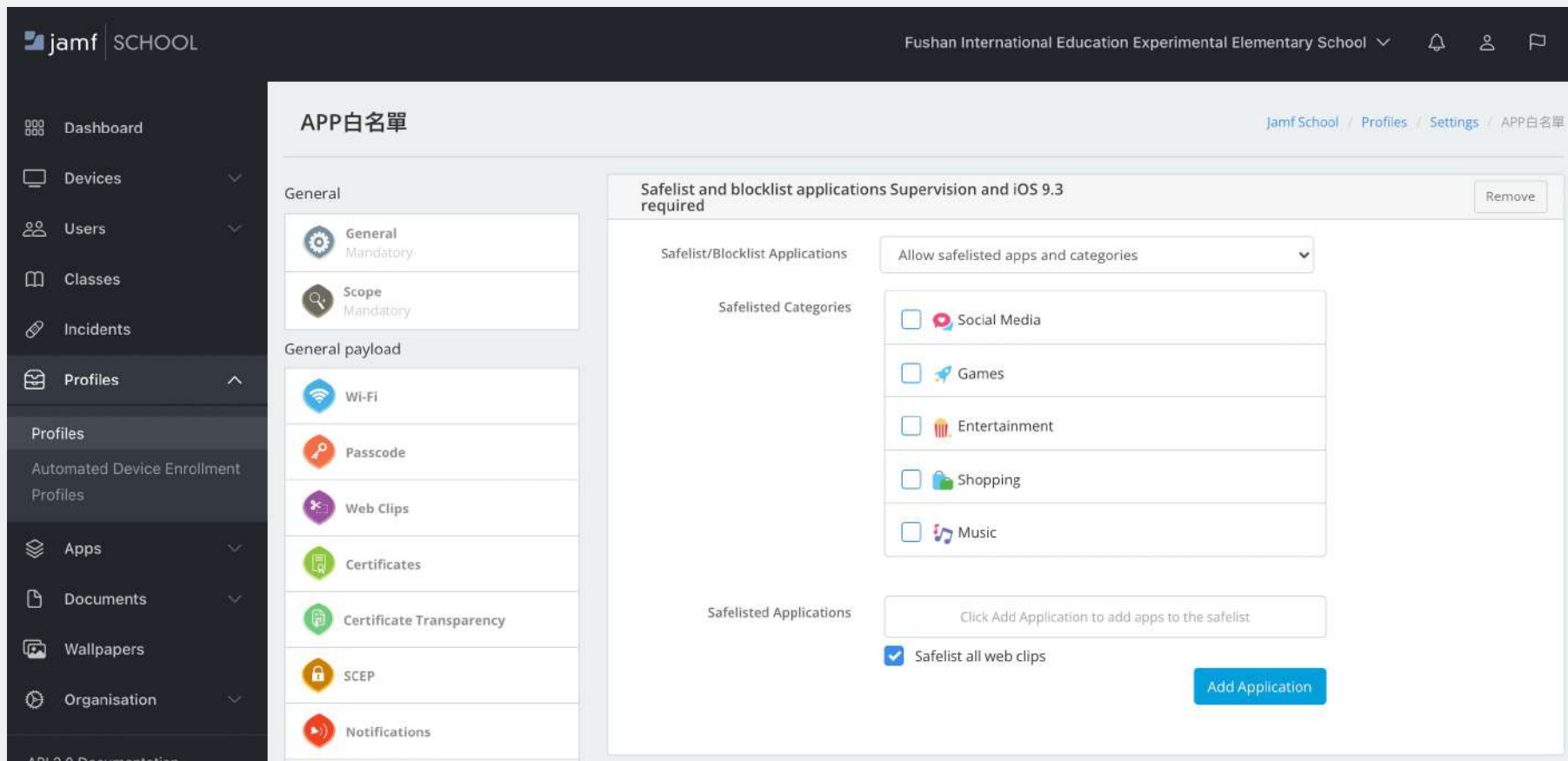
 Layout

 **Safelist and Blocklist**

 Global HTTP Proxy

 DNS proxy

 Apple TV Remote



The screenshot shows the Jamf School interface for configuring an iOS profile. The left sidebar contains a navigation menu with options like Dashboard, Devices, Users, Classes, Incidents, Profiles, Apps, Documents, Wallpapers, and Organisation. The main content area is titled 'APP白名單' (APP Whitelist) and is divided into 'General' and 'Safelist and blocklist applications Supervision and iOS 9.3 required' sections. The 'Safelist and Blocklist Applications' section includes a dropdown menu for 'Safelist/Blocklist Applications' (set to 'Allow safelisted apps and categories'), a list of 'Safelisted Categories' (Social Media, Games, Entertainment, Shopping, Music) with checkboxes, and a section for 'Safelisted Applications' with an 'Add Application' button and a checked checkbox for 'Safelist all web clips'.

查看下方功能列，點擊**SAFELIST AND BLOCKLIST**，即可開始設定APP的白名單與黑名單。

Safelist and blocklist applications Supervision and iOS 9.3 required

Safelist/Blocklist Applications

✓ Allow safelisted apps and categories  
Restrict blocklisted apps and categories

Safelisted Categories

Social Media

ALLOW SAFELIST APPS AND CATEGORIES 為APP白名單  
RESTRICT BLOCKLIST APPS AND CATEGORIES 為APP黑名單

可查看APP清單並設定要新增至名單的APP

Safelist

Manage the application on the safelist

Default Applications

Managed applications

Search the AppStore

## Overview of the Default Applications

Select the applications you want to add to the safelist

 App Store

 Books

 Calculator

 Calendar

 Camera

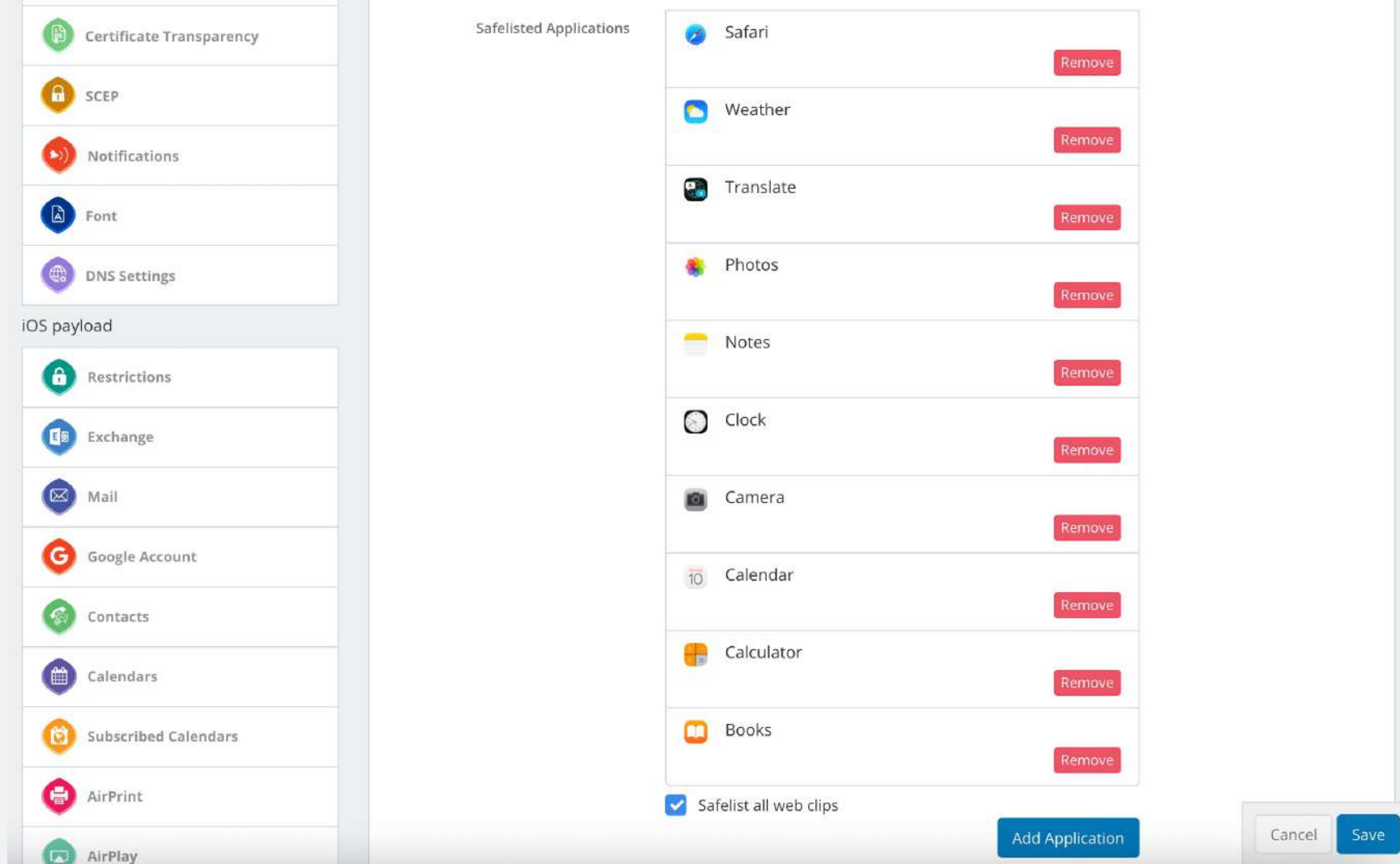
 Clock

 Code Scanner

 Compass

 Contacts

 FaceTime




新增完成後點擊處存即可完成描述檔的設定


## General


 **General**  
Mandatory


 **Scope**  
Mandatory


## General payload


 **Wi-Fi**


 **Passcode**


 **Web Clips**


 **Certificates**

 **Certificate Transparency**

 **SCEP**

 **Notifications**

 **Font**

 **DNS Settings**

This profile will be distributed to the following device groups.



ALL OF DEVICES (40)

 Automatic installation

Search for a device group to add

Cancel




Save

Devices in scope

Devices assigned by user

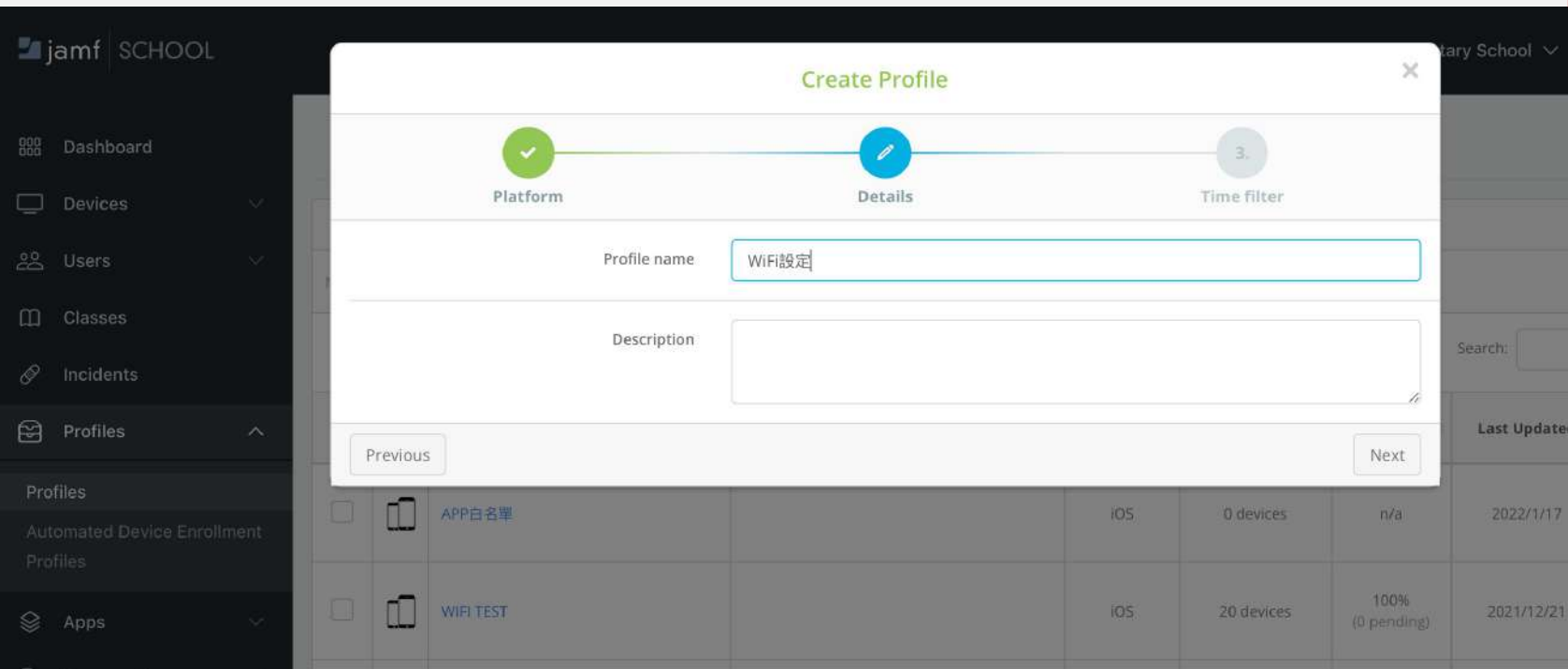
25 records per page

 Search

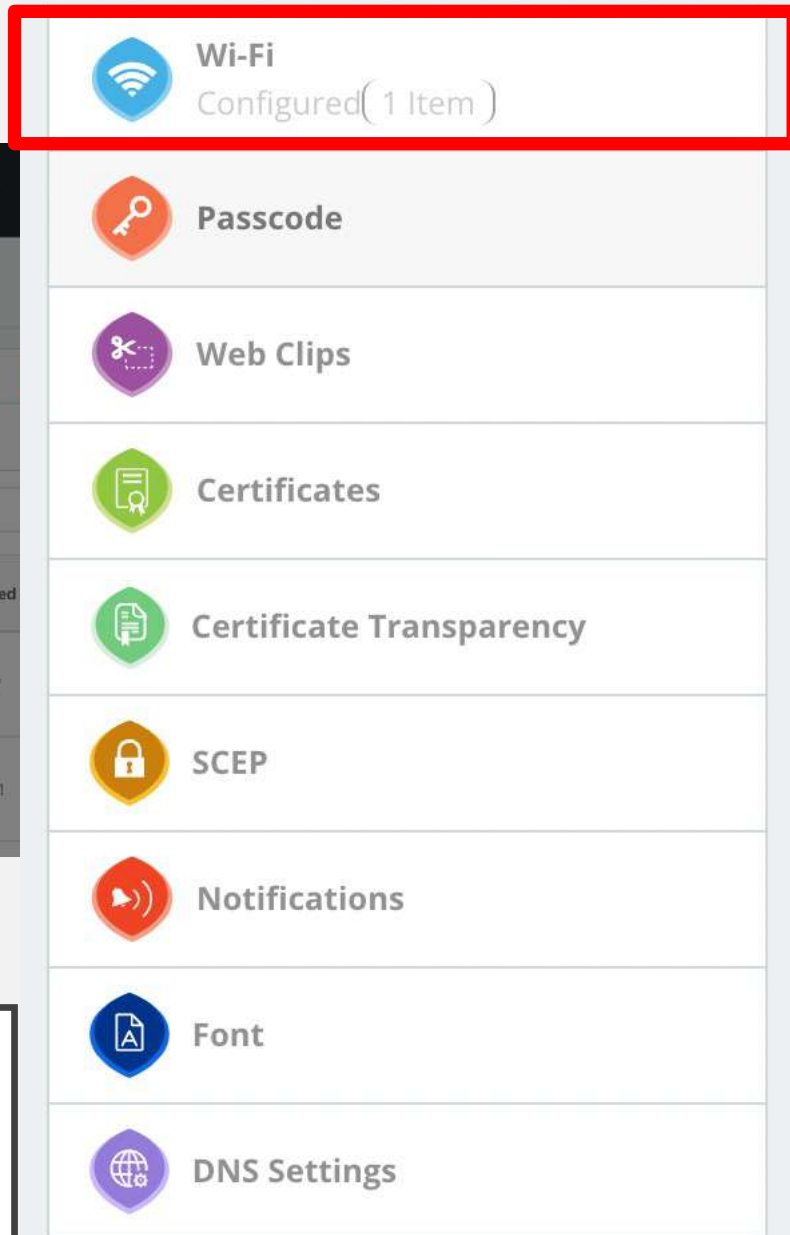
	Name	Last check-in	Action	Status	Installed Version	Serialnumber
	富山教育 老師,DMPZN7EEMF3N iPad (7th generation, Wi-Fi)	5 days ago	Added on save	Pending	-	DMPZN7EEMF3N
	富山教育 老師2號,DMPZNG78MF3N iPad (7th generation, Wi-Fi)	3 weeks ago	Added on save	Pending	-	DMPZNG78MF3N
	Fses 001,DMPQTBS5FK15 iPad Air (Wi-Fi)	5 days ago	Added on save	Pending	-	DMPQTBS5FK15

設定完成裝置的群組範圍後即可進行描述檔的執行

## 五、WI-FI設定



## General payload



點擊PROFILE並創建新的描述檔類別，且在功能列上點擊WI-FI



The screenshot displays the Apple Business Manager interface for configuring a network profile. The left sidebar contains navigation options: Profiles, Automated Device Enrollment Profiles, Apps, Documents, Wallpapers, Organisation, API 2.0 Documentation, Support, and License Management. The main content area is divided into sections: General (Mandatory), Scope (Mandatory), General payload, and iOS payload. The General payload section includes Wi-Fi (Configured (1 item)), Passcode, Web Clips, Certificates, Certificate Transparency, SCEP, Notifications, Font, and DNS Settings. The iOS payload section includes Restrictions and Exchange. The Wi-Fi configuration details are as follows:

- Network Interface: Wi-Fi (Type of network interface you wish to configure)
- Network SSID: FsesEnglishclassroom
- Auto join:  Automatically join the target network
- Hidden network:  Enable if target network is not open or broadcasting
- Captive Network Assistant:  Disable Captive Network Detection (iOS 10 or later)
- MAC Randomization:  Disable MAC Address Randomization  
Disables MAC Address randomization for this wireless network while the device is connected with the network (iOS 14 or later).  
ⓘ Displays a warning in the device's Settings indicating this network has reduced privacy protections.
- Security: WPA2
- Password: 089281086
- Proxy type: None
- Fast Lane QoS Marking: Allow All Apps

Buttons for 'remove network' and 'Configure a new network' are visible at the bottom of the configuration area.

開始設定WI-FI之資訊，包含其名稱、密碼等相關設定，待設定完成後，指定範圍之裝置群組即可在未輸入密碼的情況下，自動連線指定WI-FI。

Network Interface

Wi-Fi

Type of network interface you wish to configure

Network SSID

TANetRoaming

Auto Join

Automatically join the target network

Hidden network

Enable if target network is not open or broadcasting

Captive Network Assistant

Disable Captive Network Detection (iOS 10 or later)

MAC Randomization

Disable MAC Address Randomization

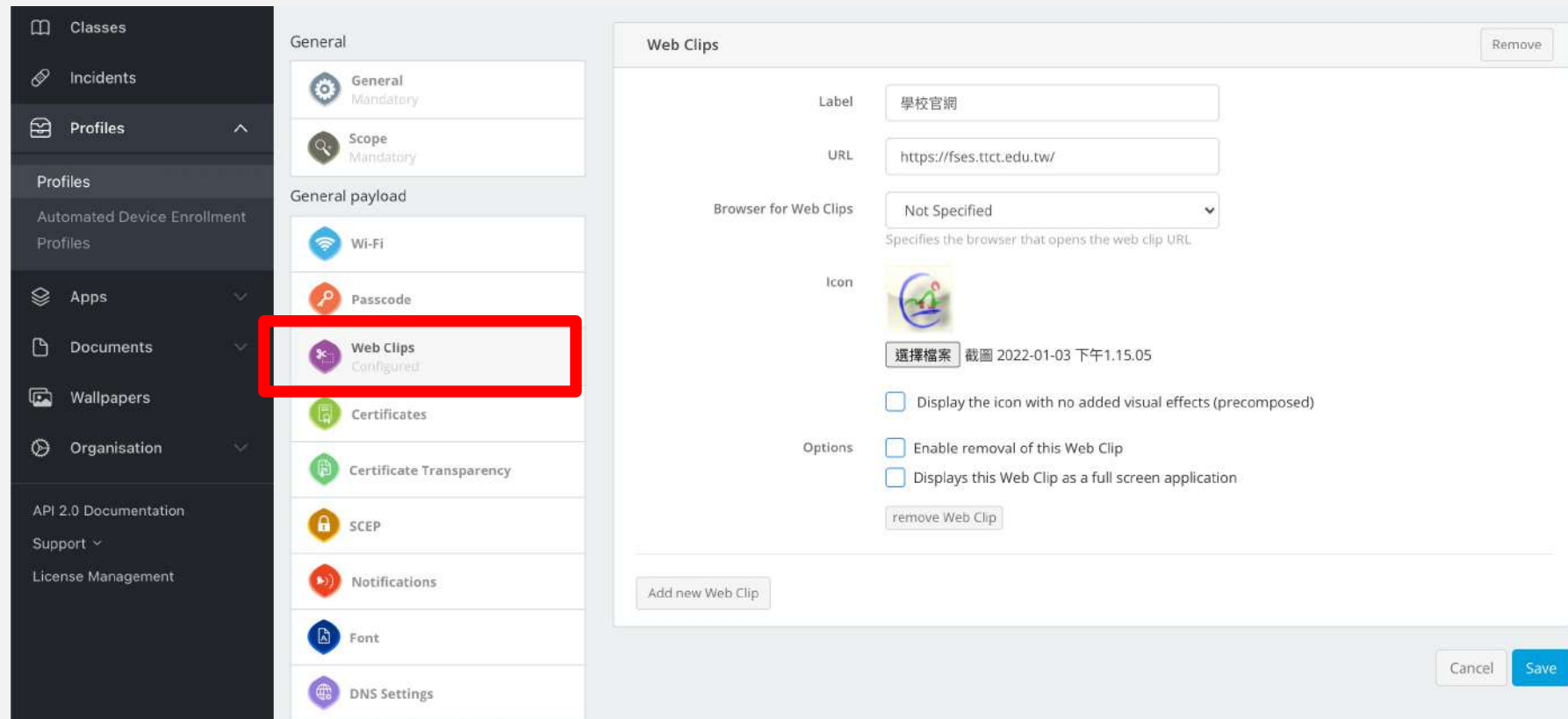
Disables MAC Address randomization for this wireless network while the device is connected with the network (iOS 14 or later)

 Displays a warning in the device's Settings indicating this network has reduced privacy protections.

勾選「DISABLE MAC ADDRESS RANDOMIZATION」  
可禁止裝置改變其MAC碼並提供真實的MAC碼

## 六、派送網址

點擊WEB CLIPS可新增網頁連結至設備桌面，並設定網頁隻顯示標籤、網頁連結、網頁ICON等相關資訊，使用者不需再另外手動輸入網址以搜尋特定頁面。



## 七、禁止使用特定網站

## iOS payload (Supervised only)


 Lockscreen Message

 **Web Content Filter**  
Configured

 Single App Mode

 Wallpaper

 Layout

 Safelist and Blocklist

 Global HTTP Proxy

 DNS proxy

 Apple TV Remote

### Web Content Filter Supervision required

Remove

Enable filter  Enable web content filter

Filter Method

Automatic Filtering  Enable Automatic Filtering

This function evaluates each web page as it is loaded and attempts to identify and block content not suitable for children. The search algorithm is complex and may vary from between iOS releases, but it is basically looking for adult language, i.e. swearing and sexually explicit language.

Permitted URLs

+ -

URLs that match the beginning of a permitted URL will not be blocked by the auto-filter regardless of what it finds.

Blocked URLs

 http://www.tiktok.com

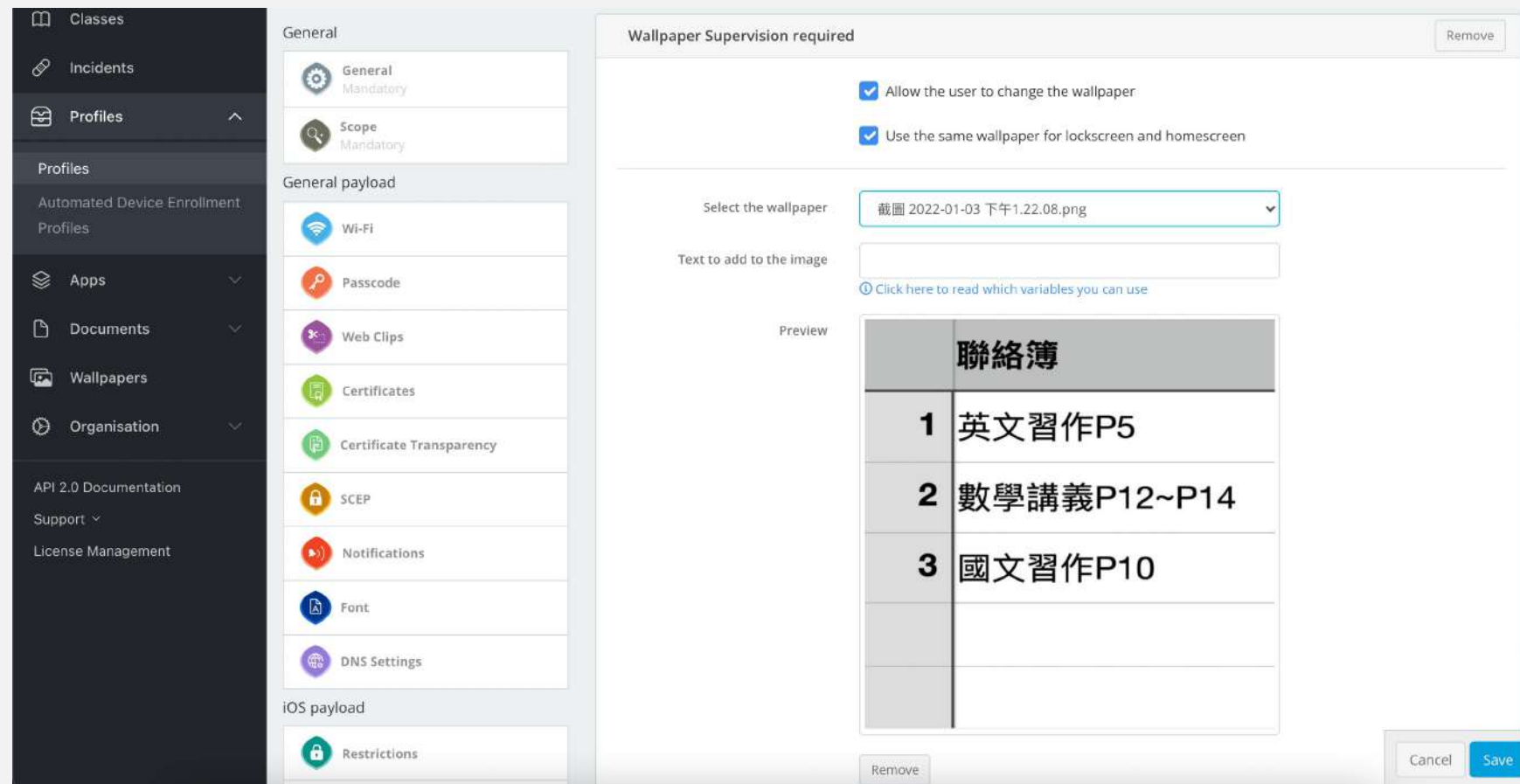
+ -

URLs that match the beginning of a blocklisted URL will be blocked regardless of what the auto-filter finds.

點擊**WEB CONTENT FILTER**，可由此設定裝置禁止存取與使用特定網站

## 八、桌面設定

## iOS payload (Supervised only)



點擊WALLPAPER，可由此上傳並選取指定圖片，即可設定裝置之桌布，老師可應用此方式設計聯絡簿的樣式至學生平板。



## 九、創建CLASS

點擊**CLASSES**可進行學校班級的編輯，點擊  
右上角的**ADD CLASS** 可新增班級

The screenshot shows the 'jamf SCHOOL' interface for 'Fushan International Education Experimental Elementary School'. The 'Classes' section is active, displaying an 'Overview' page. A red box highlights the '+ Add Class' button. Below the button, there is a table with columns for Name, Students, Teachers, Shared iPads, and Source. Two entries are visible: '一年五班' (Year 5 Class) and '一年六班' (Year 6 Class).

	Name	Students	Teachers	Shared iPads	Source
<input type="checkbox"/>	一年五班 富山教育 老師	4	1	0	Manually created
<input type="checkbox"/>	一年六班 富山教育 老師	4	1	0	Manually created

The screenshot shows the 'Add Class' form with three steps: 1. Details, 2. Students, and 3. Teachers. The 'Name' field is filled with '一年六班'. The 'Description' field is empty. The 'Previous' and 'Next' buttons are visible at the bottom.

**Add Class**

1. Details 2. Students 3. Teachers

Name: 一年六班

Description:

Previous Next

## Add Class



Details



Students



Teachers



富山教育 老師

Remove

+ Add Teacher

Previous

Finish

分配好老師及學生後即可完成班級的創建

## Add Class



Details



Students



Teachers



Fses 011

Remove



Fses 012

Remove



Fses 013

Remove



Fses 014

Remove

+ Add Student

Previous

Next

The screenshot displays the Jamf School web interface. On the left is a dark sidebar with navigation options: Dashboard, Devices, Users, Classes (selected), Incidents, Profiles, Apps, Documents, Wallpapers, Organisation, API 2.0 Documentation, Support, and License Management. The main content area is titled '一年六班' (Year 1 Class 6). It features a class summary card with a profile icon, the class name, and statistics: Students: 4, Teachers: 1, and Shared iPads: 0. Below this are buttons for 'Details', '+ Add Shared iPads', and 'Clear teacher restrictions'. To the right is a 'Details' panel with an 'Edit details' button. This panel shows the class name, fields for 'Description' and 'Class number', a list of 'Teachers (1)' including '富山教育 老師', and a list of 'Students (4)' with profile icons and IDs: Fses 011, Fses 012, Fses 013, and Fses 014.

點擊指定的班級也可進行老師與學生的成員編輯



### 教室



一年六班

開啟

### 課程



您目前沒有任何已準備的課程。

### 訊息

2 對話



### 我的資源

下載應用程式、文件以及更多



### App 更新

沒有可用更新

### 幫助指南

學習如何使用教師 App

開啟 JAMF SCHOOL  
TEACHER 即可應用  
所創建之班級

## 十、JAMF TEACHER基本環境設定

點擊 ORGANIZATION 設定類別，可查看系統、裝置等相關設定情形。

The screenshot displays the Jamf School web interface. The top navigation bar includes the Jamf School logo, the school name "Fushan International Education Experimental Elementary School", and icons for notifications, user profile, and a flag. The left sidebar contains a menu with categories: Dashboard, Devices, Users, Classes, Incidents, Profiles, Apps, Documents, Wallpapers, Organisation (highlighted), Settings, Locations, Import / Synchronize, Administrators, and Notification Center. The main content area is titled "Settings" and shows a list of configuration categories: General (selected), Apple Push Notification Service, Content (Volume Purchasing), Automated Device Enrollment, Supervision Identity, Apple Classroom, Holidays, and Shared iPad. Below these is a "Modules" section with an "Add modules" button. The "General" settings page is open, showing the "Device Location" section with three checked options: "Display approximate device location in Device Details", "Display approximate device location in Devices > Overview", and "Display approximate device location in User Profile". The "Bluetooth" section has one unchecked option: "Enforce Bluetooth on devices with Jamf School Student 6.2.0 or later". The "OS Updates" section has one unchecked option: "Allow Jamf School to check for OS updates (supervised only)". The "Apps & Documents" section has two options: "Enable automatic installation for new groups in the scope of an application or document" (checked) and "Automatically reinstall apps removed by user" (unchecked). A note at the bottom states: "This setting can be overwritten in App Details."

點擊功能列的JAMF SCHOOL TEACHER，即可設定TEACHER APP的所有功能之權限，IT系統管理員可在此設定教師使用者可進行的相關功能。

### Apple School Manager

- Apple School Manager SFTP
- Synchronization
- [willywang@fsesttctedutw.appleid.com](mailto:willywang@fsesttctedutw.appleid.com)  
Settings

- Jamf School Student
- Jamf School Teacher
- Jamf Parent

- Content (Volume Purchasing)
- Automated Device Enrollment
- Supervision Identity
- Apple Classroom
- Holidays
- Shared iPad
- Modules**
  - Add modules
- Apple School Manager**
  - Apple School Manager SFTP
  - Synchronization
  - [willywang@portallibnttuedutw.appleid.com](mailto:willywang@portallibnttuedutw.appleid.com)  
Settings
- Jamf School Student
- Jamf School Teacher

Jamf Teacher iOS App: <https://apps.apple.com/app/jamf-school-teacher/id1458800229>  
Jamf Teacher Online URL: <https://ttctedu.jamfcloud.com/teacher/>

### Jamf School Teacher

Features	<ul style="list-style-type: none"><li><input checked="" type="checkbox"/> Allow creating &amp; starting Lessons</li><li><input checked="" type="checkbox"/> Allow applying Applock</li><li><input checked="" type="checkbox"/> Allow applying Weblock</li><li><input checked="" type="checkbox"/> Allow applying Restrictions</li><li><input checked="" type="checkbox"/> Allow applying ad hoc Classes</li><li><input checked="" type="checkbox"/> Allow sending messages to classes and individual students</li><li><input checked="" type="checkbox"/> Allow opening Attention Screen</li><li><input checked="" type="checkbox"/> Allow clearing Passcodes</li><li><input checked="" type="checkbox"/> Allow AirPlay</li><li><input checked="" type="checkbox"/> Allow applying Bluetooth restrictions</li><li><input checked="" type="checkbox"/> Allow creating custom subgroups within Classes</li><li><input checked="" type="checkbox"/> Allow the teacher to upload student photos</li><li><input checked="" type="checkbox"/> Allow viewing iBeacons</li><li><input checked="" type="checkbox"/> Allow removal of teacher assigned apps</li><li><input checked="" type="checkbox"/> Allow adding Shared iPads to a Class</li><li><input checked="" type="checkbox"/> Allow sharing lessons with other teachers</li><li><input checked="" type="checkbox"/> Allow teachers to use Remote Class</li><li><input checked="" type="checkbox"/> Allow teachers to manage school-issued computers with Jamf Teacher</li></ul>
App distribution	<ul style="list-style-type: none"><li><input checked="" type="checkbox"/> Allow App Distribution<ul style="list-style-type: none"><li><input checked="" type="checkbox"/> Allow distribution of apps purchased in volume</li><li><input checked="" type="checkbox"/> Allow Free App Store App Distribution</li></ul></li></ul>



離開教室

## 一年六班



清除限制



遠端教室



啟動課程



限制



Applock



Weblock

所



所有

創建群組



Fses 19



Fses 20



Fses 21

開啟JAMF SCHOOL  
TEACHER即可瀏覽  
並應用所設定之功能